

# Gingham Scarf







Durable®



# Gingham Scarf - knitting chart



-  k on RS/ p on WS
-  p on RS/ k on WS
-  The stitches in the red box are to be repeated
-  The dotted line marks the Stitch Marker between sections

You can find more details about this project in Durable Magazine 'Modern Retro' - AW2022/2023

This project is owned by the designer. The instructions and photos are protected by copyright and may not be used for commercial purposes. Any use without written consent is forbidden. The designer and Durable are not liable for any errors in the pattern or the instructions.