

Durable CAL - UK

Autumn Mosaic Shawl



Week 3

Durable®



Yarn

Durable Cosy fine, 58 % cotton & 42 % acrylic, 50g/105m/115yd

	Aurelia (yellow version)	Tortora (taupe version)	Rosa (Pink version)
Yarn A:	2133, Dark Mint	2211, Curry	229, Flamingo Pink
Yarn B:	2179, Honey	343, Warm Taupe	228, Raspberry
Yarn C:	2137, Mint	2239, Brick	203, Light Pink

Pattern Week 3

Using yarn B and a 5mm/ UK-6 hook.

Row 25: RS: Attach yarn on RS. 1 standing dc in 1st st, 1ch, 1dc in next dc, [1ch and miss 1st, 1dc] x20, 1ch and miss 2st, (1dc, 2ch, 1dc) in 1ch-space in the corner, 1ch and miss 2st, [1dc, 1ch and miss 1st] x20, miss 1st, 1dc, 1ch, 1dc in last st

- Total: 92st

Row 26: WS: 1t-ch, 1dc in 1st st, [1ch, 1dc in next ch] x22, 1ch, (1dc, 2ch, 1dc) in 2ch-space, [1ch, 1dc in next ch] x22, 1ch, 1dc in last st

- Total: 96st

Row 27-44: 1t-ch, 1dc in 1st st, [1ch, 1dc in next ch] until next 2ch-space, 1ch, (1dc, 2ch, 1dc) in 2ch-space, [1ch, 1dc in next ch] until 1st before end of row, 1ch, 1dc in last st

- Total after row 44: 168st

Row 45: RS: 1t-ch, 1dc in 1st st, [1ch, 1dc in next ch] until next 2ch-space, 1ch, (1dc, 2ch, 1dc) in 2ch-space, [1ch, 1dc in next ch] until 1st before end of row, 1ch, 1dc in last st

- Total: 172st

Using a 3.5mm/UK-9 hook.

Row 46: WS: 1t-ch, 1dc in 1st st, miss 1ch-space, crochet 1dc in every next dc and 1ch-space, (1dc, 2ch, 1dc) in 2ch-space in the corner, crochet 1dc in every next dc and 1ch-space, miss last 1ch-space, 1dc in last st. Cut yarn and weave in ends.

- Total: 172st

Using yarn A.

Row 47: RS: Attach yarn on RS using a standing dc in 1st st. Crochet 84dc more, (1dc, 1ch, 1dc) in 2ch-space, 85dc

- Total: 173st

Row 48: 1t-ch, 1dc in 1st st, 85dc, (1dc, 1ch, 1dc) in 1ch-space, 86dc. Don't cut the yarn, it will be picked up again in 2 rounds.

- Total: 175st

Using yarn C.

Row 49: RS: Attach yarn in RS using a standing dc in 1st st, [3dc, 2ch and miss 1st] x21, 2dc, (1dc, 1ch, 1dc) in 1ch-space, 2dc, [2ch and miss 1st, 3dc] x21, 1dc in last st

- Total: 177st

Row 50: 1t-ch, 2dc in 1st st, [3dc, 2ch and miss 1st] x21, 3dc, (1dc, 1ch, 1dc) in 1ch-space, 3dc, [2ch and miss 1st, 3dc] x21, 2dc in last st. Don't cut the yarn, it will be picked up again in 2 rounds.

- Total: 181st


You can find sales information and more details about this project at durable yarn.com

This project is designed by Jolanda Maas | @_naald5 commissioned by Durable. The instructions and photos are protected by copyright and may not be used for commercial purposes. Any use without written consent is forbidden. The designer and Durable are not liable for any errors in the pattern or the instructions.

Using yarn A.

Row 51: Pick up the yarn from row 47 by pulling it through the loop and making a ch. Crochet 2dc in 1st dc, 1dc, [2ch and miss 1st, 1dc, 2ch and miss 1st, 1tr in missed dc of row 48. This stitch is directly below your hook] x21, 2ch and miss 1st, 1dc, 2ch and miss 1st, 1dc, (1dc, 1ch, 1dc) in 1ch-space, 1dc, [2ch and miss 1st, 1dc, 2ch and miss 1st, 1tr in missed dc of row 48] x21, 2ch and miss 1st, 1dc, 2ch and miss 1st, 1dc, 2dc in last st

- Total: 185st



Row 52: 1t-ch, 2dc in 1st dc, 2dc, [2ch and miss 1st, 1dc] x44, 1dc, (1dc, 1ch, 1dc) in 1ch-space, 1dc, [2ch, miss 1st, 1dc] x44, 2dc, 2dc in last st. Don't cut the yarn.

- Total: 189st

Using yarn C.

Row 53: Pick up the yarn from row 49 by pulling it through the loop and making a ch. Crochet 2dc in 1st st, 3dc, [1tr in missed dc of row 50 directly below your hook, 2ch and miss 1st, 1tr in missed dc of row 50, 1dc] x22, 2dc, (1dc, 1ch, 1dc) in 1ch-space, 2dc, [1dc, 1tr in missed dc of row 50, 2ch and miss 1st, 1tr in missed dc of row 50] x22, 3dc, 2dc in de last st.

- Total: 193st

Row 54: 1t-ch, 2dc in 1st st, 5dc, [2ch and miss 1st, 3dc] x22, 2dc, (1dc, 1ch, 1dc) in 1ch-space, 2dc, [3dc, 2ch and miss 1st] x22, 5dc, 2dc in de last st. Cut yarn and weave in ends.

- Total: 197st

Using yarn A.

Row 55: Pick up the yarn from row 51. 1t-ch, 2dc in 1st st, 6dc, [1tr in missed dc of row 52 directly below your hook, 3dc] x22, 3dc, (1dc, 1ch, 1dc) in 1ch-space, 3dc, [3dc, 1tr in missed dc of row 52] x22, 6dc, 2dc in last st.

- Total: 201st

Row 56: 1t-ch, 2dc in 1st dc, 99dc, (1dc, 1ch, 1dc) in 1ch-space, 99dc, 2dc in de last st. Cut yarn and weave in ends.


- Total: 205st

You can find sales information and more details about this project at durable yarn.com

This project is designed by Jolanda Maas | @_naald5 commissioned by Durable. The instructions and photos are protected by copyright and may not be used for commercial purposes. Any use without written consent is forbidden. The designer and Durable are not liable for any errors in the pattern or the instructions.



Front

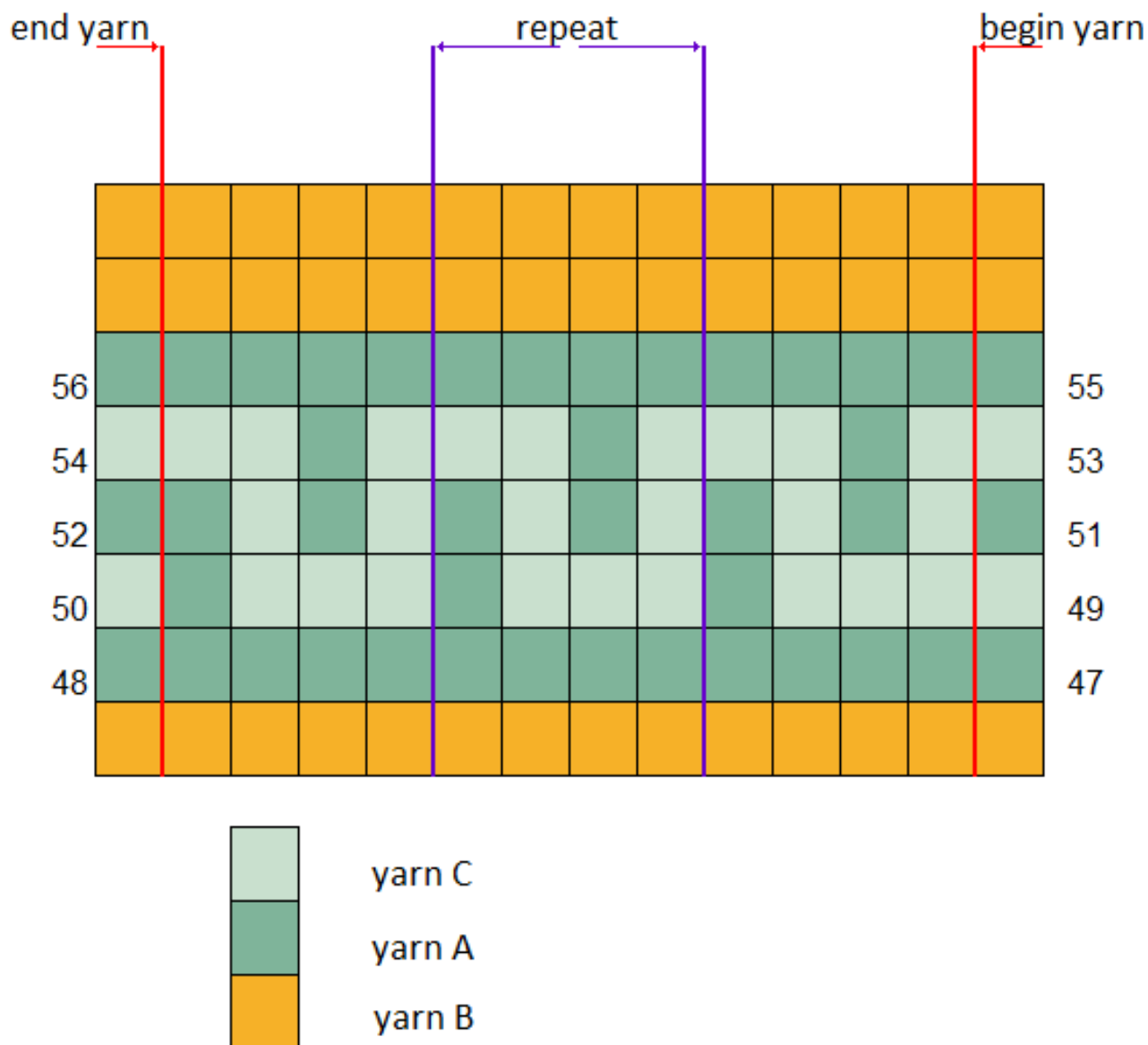


Back

You can find sales information and more details about this project at durable yarn.com

This project is designed by XXX, XXXX commissioned by Durable. The instructions and photos are protected by copyright and may not be used for commercial purposes. Any use without written consent is forbidden. The designer and Durable are not liable for any errors in the pattern or the instructions.

Chart



You can find sales information and more details about this project at durable yarn.com

This project is designed by Jolanda Maas | @_naald5 commissioned by Durable. The instructions and photos are protected by copyright and may not be used for commercial purposes. Any use without written consent is forbidden. The designer and Durable are not liable for any errors in the pattern or the instructions.